

# Assessment of Free Radical Scavenging Properties of *Thuja occidentalis* and *Araucaria heterophylla* via Hydrogen Peroxide Assay

Saket Verma

Research Scholar, Glocal School of Pharmacy, The Glocal University

Mirzapur Pole, Saharanpur (U.P) India

Dr. Fazlu Rehman

Research Supervisor, Glocal School of Pharmacy

The Glocal University, Mirzapur Pole, Saharanpur (U.P) India

## Abstract

In footings of antioxidant activity, the hydroalcoholic extract of the leaves and stem ranked second to the methanol extract. The methanol extract exhibited the highest scavenging activity, followed by the hydroalcoholic extract. In the hydrogen peroxide assay, the methanol extract demonstrated significantly greater effectiveness than the hydroalcoholic extract. The in-vitro hydrogen peroxide scavenging potential of the methanolic extract from the leaves and stem of *T. occidentalis* and *A. heterophylla* (TOLMe, TOSMe, AHLMe, AHSMMe) was evaluated using the hydrogen peroxide scavenging assay. The inhibition of free radicals was dose-dependent, occurring at concentrations between 20 and 100 µg/mL in the methanol extract. The percentage inhibition of H<sub>2</sub>O<sub>2</sub> radicals by the methanol extract followed the order: TOLMe > TOSMe > AHLMe > AHSMMe. Similarly, the hydrogen peroxide scavenging assay was employed to assess the in-vitro H<sub>2</sub>O<sub>2</sub> scavenging activity of the hydroalcoholic extract derived from the leaves and stem of *T. occidentalis* and *A. heterophylla* (TOLHA, TOSHA, AHLHA, AHSHA). The free radical suppression was dose-dependent and occurred within the 20–100 µg/mL concentration range in the hydroalcoholic extract. The percentage inhibition of H<sub>2</sub>O<sub>2</sub> radicals by the hydroalcoholic extract followed the order: TOLHA > TOSHA > AHSHA > AHLHA.

**Kew Words:-** *Thuja occidentalis*, *Araucaria heterophylla*, hydro alcohol extract, Antioxidant, Scavenging potential

## INTRODUCTION

*Araucaria* is a member of the Araucariaceae family of plant families. *Araucaria* and *Agathis* are the only two genera within this small family, which has a total of 38 different species of tree. Christmas trees are typically made out of *Araucaria heterophylla*, which is a type of generic columnar tree. Investigations on the chemical and biological properties of the resin of this genus, which was rumored to exhibit gastro protective activities, were carried out. Compounds that have been obtained via extraction from live organisms are known as natural products. They have been extracted from a limitless variety of different substances. Natural materials have, in addition to their use in the treatment of human ailments, also been put to use in the treatment of a variety of diseases. Unani and Ayurveda are two of the most well-known medical practices in the world that make use of ingredients derived from natural sources. These methods, along with other forms of folklore from a variety of countries, continue to rescue a significant section of the world's population by making use of items derived from the natural world.

The use of plants in the production of medicine is a practice that has been passed down through generations. Plants have served as a fertile breeding ground for medicinal compounds, which are now an essential component of the healthcare system . Because India is the largest producer of medicinal herbs, the country is sometimes referred to as the botanical garden of the globe, which is an apt description. Plants are capable of producing secondary metabolites, which have a wide variety of biological and pharmacological properties, such as anti-allergic, antibacterial, hypoglycemic, and anti-carcinogenic. Plants that are utilized as remedies include a wide array of elements that have the potential to treat a number of ailments, including those that are chronic and infectious. Over the course of the past few years, gas chromatography–mass spectrometry has established itself as the primary technological program for characterizing secondary metabolites across all plant groups.

Metals are the group of materials that are used the most frequently, particularly in mechanical engineering, the transportation business, electronic manufacturing, and the construction industry. Metals can be mined from the earth in the form of ores, where they are found in the form of oxides, silicates, chlorides, and other compounds. Metals have a broad variety of applications in both commercial and domestic settings. They are extracted from the ores by a number of metallurgical processes that require a significant amount of energy. The plant known as *Thuja occidentalis*, which is a member of the *Cupressaceae* family, is yet another option. Rheumatism, migraines, and uterine carcinomas are some of the conditions that can be helped by using this. Anticancer, antiviral, anti-inflammatory, insecticidal, and diabetes-fighting properties have all been uncovered by it. Compounds that have been obtained via extraction from live organisms are known as natural

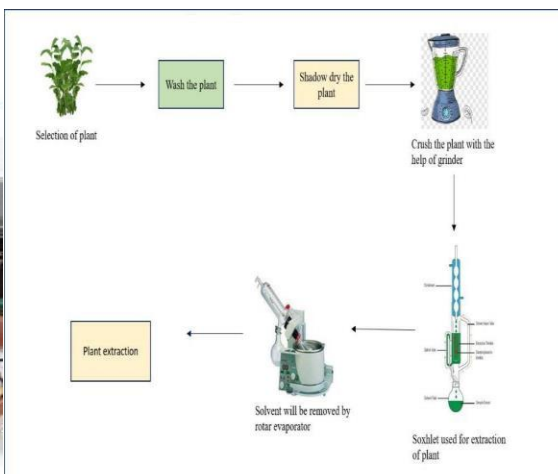

products. They have been extracted from a limitless variety of different substances. Natural materials have, in addition to their use in the treatment of human ailments, also been put to use in the treatment of a variety of diseases. Unani and Ayurveda are two of the most well-known medical practices in the world that make use of ingredients derived from natural sources. These methods, along with other forms of folklore from a variety of countries, continue to rescue a significant section of the world's population by making use of items derived from the natural world. Medicinal properties can be extracted from plants. Medical plants serve as a key source of organic chemicals, which are used for physiological effects as well as medical purposes. Some species used primarily for decoration have tremendous value in the field of medicine, such as the separated components of *Catharanthus roseus* that are employed in cancer treatment. Resin is the primary component of gymnosperm plants. Resins are plant exudates that can be harvested from conifers through tapping. Resins are soluble in organic solvents.

As a result of having a higher energy state, pure metal has a greater propensity to transform back into its complex state. At the surface, metals undergo a transformation that results in the formation of metallic compounds that are known as corrosion products. The majority of well-known inhibitors are organic inhibitors, but in addition to having strong corrosion inhibition efficacy, these inhibitors are expensive, non-biodegradable, and hazardous for both life and the environment. As a result of the drawbacks of existing inhibitors, the researchers were motivated to look for an eco-friendly green inhibitor. The use of extracts derived from plants as corrosion inhibitors is becoming increasingly common in modern times.

## **MATERIALS AND METHODS**

### **Preparation of plant extract**

The components made from the fresh plant parts were allowed to dry out and were then pulverized roughly. After defatting the plant parts powder, a soxhlet extractor was utilized in order to perform a sequence of consecutive methanolic extractions. A rotary vacuum evaporator was used to remove moisture from the methanolic extract as the pressure was lowered. Following extraction using a Soxhlet apparatus maintained at a temperature lower than 60 degrees Celsius, the extract was obtained. The Soxhlet extraction method was chosen for the process of plant extraction because it is simple to implement, requires a short amount of time, is economical due to the fact that only one sample is required for the entirety of the extraction, makes it simple to determine when the extraction process is complete, and presents a lower risk of contamination due to the fact that it is a closed system.



### Process of making the plant extract

#### Materials

During the course of the experiment, many types of analysis, including weight loss, EIS, potentiodynamic polarization, and surface analysis, were performed using the metal sheet. To create a surface that was perfectly smooth, the metal sheet was first cut into squares measuring 2.5 cm<sup>2</sup> by 2.5 cm<sup>2</sup> before being cleaned using abrasive papers or Emery sheets of grades 320, 600, 1000, 1500, and 2000 respectively. They were cleaned with acetone to remove any oil, washed with distilled water, and then allowed to air dry before being submerged in the corrosive media.

#### Hydrogen peroxide scavenging assay

When an antioxidant molecule is incubated with hydrogen peroxide in this experiment, the amount of hydrogen peroxide that degrades or is lost can be detected at 230 nm using a spectrophotometer. A phosphate-buffered saline solution (0.05 mM, pH 7.4) containing 40 mM H<sub>2</sub>O<sub>2</sub> was created. The H<sub>2</sub>O<sub>2</sub> solution was then mixed with the extracts at various doses (0.6 ml, 40 mM). After 10 minutes, the reaction mixture was incubated, and the hydrogen peroxide absorbance was measured at 230 nm in comparison to a blank solution.

% Inhibition was calculated using following formula:

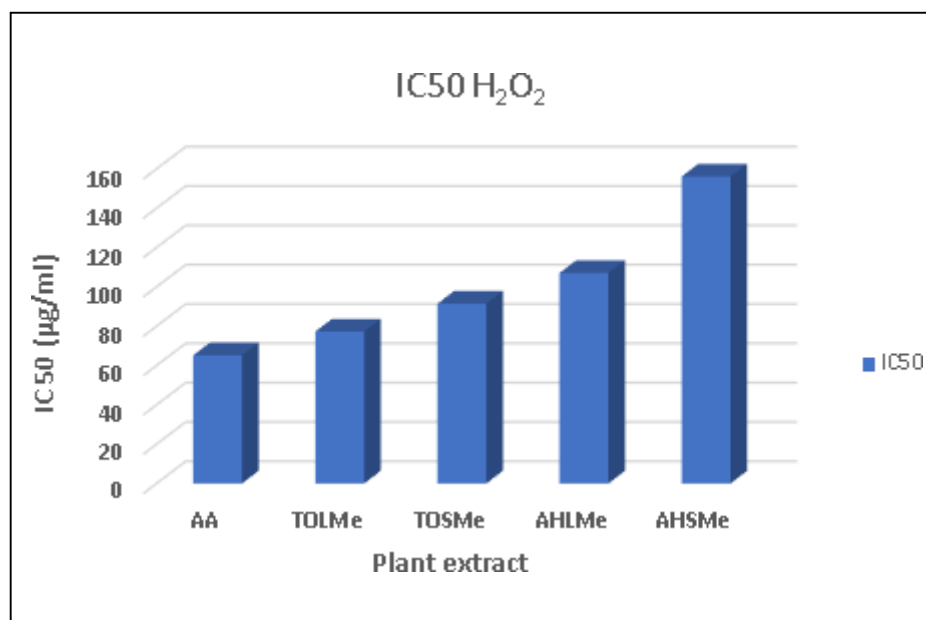
$$\% \text{ Inhibition} = \left( \frac{AC_{230nm} - AS_{230nm}}{AC_{230nm}} \right) * 100$$

## RESULTS AND DISCUSSIONS

#### Hydrogen peroxide scavenging assay

#### Hydrogen peroxide scavenging potential of methanol extract of different plants

The hydrogen peroxide scavenging experiment was used to investigate the in-vitro  $H_2O_2$  scavenging potential of methanol extract of leaf and stem derived from *T. occidentalis*, and *A. heterophylla* (TOLMe, TOSMe, AHLMe, AHSMMe). The suppression of free radicals was dose dependent and occurred at concentrations ranging from 20 to 100 g/ml in the methanol extract of the plants. In the methanol extract of the plants, TOLMe exhibited the greatest percentage of inhibition of the  $H_2O_2$  radical at concentrations ranging from 20 to 100 g/ml, with an  $IC_{50}$  value of 77.259 g/ml. On the other hand, TOSMe showed the least percentage of inhibition of the  $H_2O_2$  radical at concentrations ranging from 20 to 100 g/ml, with an  $IC_{50}$  value of 91.427 g/ml. The  $IC_{50}$  value for the percentage of  $H_2O_2$  radical inhibition caused by AHLMe was found to be 107.036 g/ml, whereas the  $IC_{50}$  value for the percentage of  $H_2O_2$  radical inhibition caused by AHSMMe was found to be 156.098 g/ml. Ascorbic acid showed a percentage suppression of the  $H_2O_2$  radical at concentrations ranging from 20 to 100 ng/ml, with an  $IC_{50}$  value of 65.179 ng/ml, as shown in Figure . % Inhibition of  $H_2O_2$  radical by methanol extract of plants follows the order i.e., TOLMe>TOSMe>AHLMe>AHSMMe.



**Figure :  $H_2O_2$  antioxidant potential of leaf and stem extracts in methanol of *Thuja occidentalis* and *Araucaria heterophylla***

### Hydrogen peroxide scavenging potential of hydro alcohol extract of different plants

The hydrogen peroxide scavenging assay was used to determine the in-vitro  $H_2O_2$  scavenging potential of hydro alcohol extract of leaves and stem derived from *T. occidentalis*, and *A. heterophylla* (TOLHA,

TOSHA, AHLHA, AHSOA). The suppression of free radicals was dose dependent and occurred at concentrations ranging from 20 to 100 g/ml in the hydro alcohol extract of the plants. TOLHA showed the most percentage inhibition of  $H_2O_2$  radical at (20-100 g/ml) with the lowest IC<sub>50</sub> value of 132.223 g/ml, whereas TOSHA showed the least percentage inhibition of  $H_2O_2$  radical at (20-100 g/ml) with the highest IC<sub>50</sub> value 133.643 g/ml. Both of these results were found in the hydro alcohol extracts of the plants. The IC<sub>50</sub> value for the percentage of  $H_2O_2$  radical inhibition caused by AHLHA was found to be 159.199 g/ml, whereas the IC<sub>50</sub> value for the percentage of  $H_2O_2$  radical inhibition caused by AHSOA was found to be 147.195 g/ml. As shown in Figure 16, ascorbic acid displayed a percent suppression of the  $H_2O_2$  radical at concentrations ranging from 20 to 100 g/ml, with an IC<sub>50</sub> value of 65.179 g/ml.

% Inhibition of  $H_2O_2$  radical by hydro alcohol extract of plants follows the order i.e., TOLHA>TOSMe>AHSOA>AHLHA.

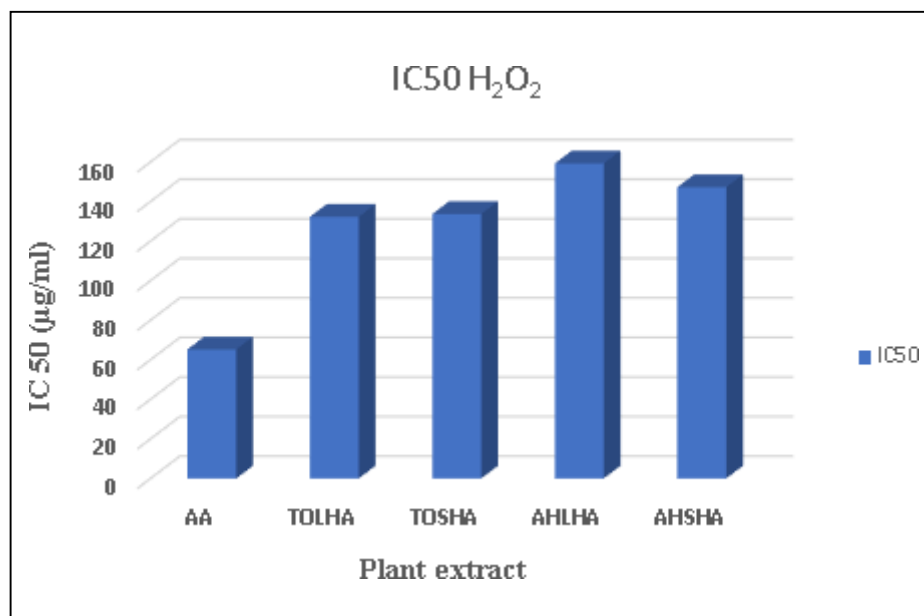


Figure :  $H_2O_2$  antioxidant potential of leaf and stem extracts in hydro alcohol of *Thuja occidentalis* and *Araucaria heterophylla*

Table - Antioxidant capacity of leaf and stem extracts of *Thuja occidentalis* and *Araucaria heterophylla*

EXTRACTS	$H_2O_2$ (IC <sub>50</sub> µg/ml)
AA	65.179±0.0003

TOLMe	77.529±0.0006
TOLHA	132.223±0.0006
AHLMe	107.036±0.0006
AHLHA	159.199±0.0009
TOSMe	91.427±0.0009
TOSHA	133.643±0.0012
AHSMe	156.098±0.0003
AHSHA	147.195±0.0018

The data represent mean± SEM of three determinants

\*p< 0.05, significantly different from standard

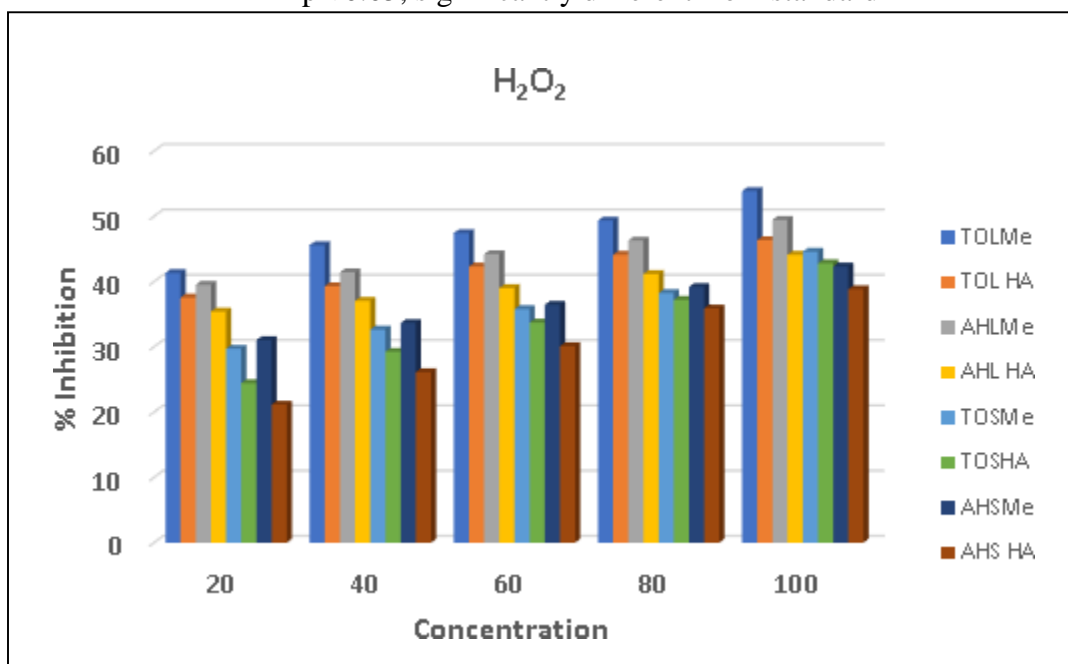


Figure : Comparison of % inhibition of *T. occidentalis* and *A. heterophylla* leaves and stem extracts against concentrations

## CONCLUSION

Regarding antioxidant activity, the hydroalcoholic extract of the leaves and stem demonstrated a lower efficacy compared to the methanol extract. During the hydrogen peroxide scavenging assay, the methanolic extract exhibited the highest percentage of free radical neutralization, surpassing the hydroalcoholic extract. The superior performance of the methanol extract indicates its stronger hydrogen peroxide scavenging



potential in comparison to the hydroalcoholic extract. This suggests that methanol serves as a more effective solvent for extracting bioactive compounds responsible for antioxidant activity. The enhanced scavenging ability of the methanol extract may be attributed to the increased solubility of phenolic compounds, flavonoids, and other antioxidant constituents in methanol, which play a crucial role in neutralizing hydrogen peroxide and reducing oxidative stress.

## REFERENCES

1. Akkol, E. K., İlhan, M., Demirel, M. A., Keleş, H., Tümen, I., Süntar, İ. (2022). Thuja occidentalis L. and its active compound,  $\alpha$ -thujone: Promising effects in the treatment of polycystic ovary syndrome without inducing osteoporosis. *Journal of ethnopharmacology*, 168, 25-30.
2. Singh, I. P., Ahmad, F., Chatterjee, D., Bajpai, R., Sengar, N. (2023). Natural products: Drug discovery and development. In: *Drug Discovery and Development*. Springer, 11-65.
3. Mukherjee, P. K. (2019), Traditional Systems of Medicine and Harmonization, *Quality Control and Evaluation of Herbal Drugs*, 1-28.
4. Ahmad, R. S., Hussain, M. B., Saeed, F., Waheed, M., Tufail, T. (2017). Phytochemistry, metabolism, and ethnomedical scenario of honey: A concurrent review. *International journal of food properties*, 20, S254- S269.
5. Waseem, R., Low, K. H. (2022). Advanced analytical techniques for the extraction and characterization of plant- derived essential oils by gas chromatography with mass spectrometry. *Journal of separation science*, 38(3), 483-501.
6. Caines, S., Khan, F., Shirokoff, J. (2023). Analysis of pitting corrosion on steel under insulation in marine environments. *Journal of Loss Prevention in the process Industries*, 26(6), 1466-1483.
7. Singh, P., Ebenso, E. E., Olasunkanmi, L. O., Obot, I., Quraishi, M. (2016). Electrochemical, theoretical, and surface morphological studies of corrosion inhibition effect of green naphthyridine derivatives on mild steel in hydrochloric acid. *The Journal of Physical Chemistry C*, 120(6), 3408-3419.
8. Aljamali, N. M., Mohsin, N. M. B., Ali, H. N. (2019). Review on corrosion and rust inhibition of machines in chemical engineering field. *International Journal of Thermodynamics and Chemical Kinetics*, 5(1), 1-9.
9. Cragnolino, G. A. (2024). Corrosion fundamentals and characterization techniques. In: *Techniques for corrosion monitoring*. Elsevier, 7-42.
10. Sastri, V. S. (2015). Challenges in corrosion: costs, causes, consequences, and control. *John Wiley &*



Sons, 95-402.

11. Yang ,Y., Khan, F., Thodi, P., Abbassi, R. (2017). Corrosion induced failure analysis of subsea pipelines. *Reliability Engineering & System Safety*, 159, 214-222.
12. Dobkowska, A., Castillo, M. D. H., Turnbull, J. P., Ramamurthy, S., Zagidulin, D., Moser, D. E., Behazin, M., Keech, P. G., Shoesmith, D. W., Noël, J. J. (2021). A comparison of the corrosion behavior of copper materials in dilute nitric acid. *Corrosion Science*, 192, 109778-109789.
13. Ujjain, S., Ahuja, P., Kanojia, R. (2024). Electrochemical studies of green corrosion inhibitors. *Theory and Applications of Green Corrosion Inhibitors*, 86, 91-126.
14. Khan, A., Qurashi, A., Badeghaish, W., Noui-Mehidi, M. N., Aziz, M. A. (2023). Frontiers and challenges in electrochemical corrosion monitoring; surface and downhole applications. *Sensors*, 20(22), 6583-6617.